



PA SPECS

MAIN PA

20 – Electro-Voice X2-212/90 12", 2x3" 2-way, 90 degree Line Array module
10 – Electro-Voice TG-7 1500W @ 8 ohms/ 2500W @ 4 ohms; 2 rack space

GROUND SUBS

4 – Electro-Voice X12-128 2x18", 4,000 watt subwoofer system
2 – Electro-Voice TG-7 1500W @ 8 ohms/ 2500W @ 4 ohms; 2 rack space

FLOWN SUBS

4 – XLC-215
2 – Electro-Voice TG-7 1500W @ 8 ohms/ 2500W @ 4 ohms; 2 rack space

LIP FILL

3 – EVU-1062/95
1 – Electro-Voice TG-5 850W @ 8 ohms/ 1450W @ 4 ohms; 2 rack space

FOH CONSOLE

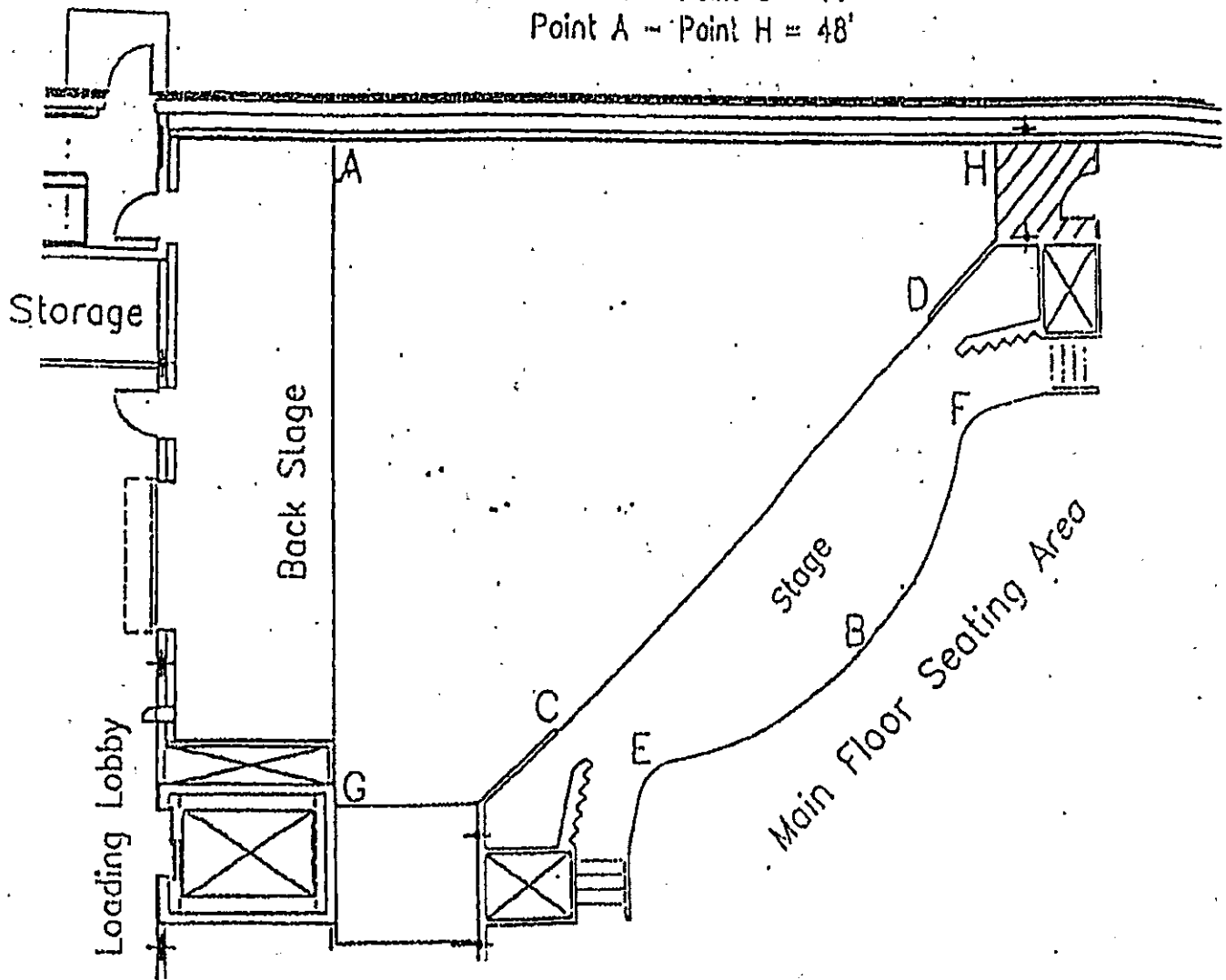
1 – AVID Venue Profile

MONITORS CONSOLE

1 – AVID Venue Profile

Casino Regina Show Lounge Stage Plot Diagram

- Point A -- Point B = 47'
- Point C -- Point D = 38'
- Point E -- Point F = 34'
- Point A -- Point G = 44'
- Point A -- Point H = 48'





Martin MH - 6 Wash



ETC Source Four Z15/30



1.101



1.115

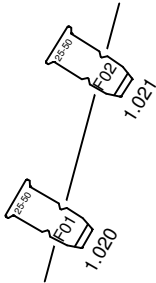


1.129

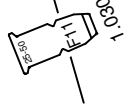
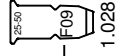
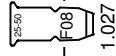
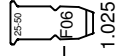
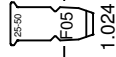
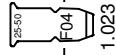
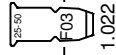


1.143

Pipe 1 - 30' 0"

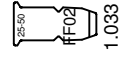


Pipe 2 - 30' 0"

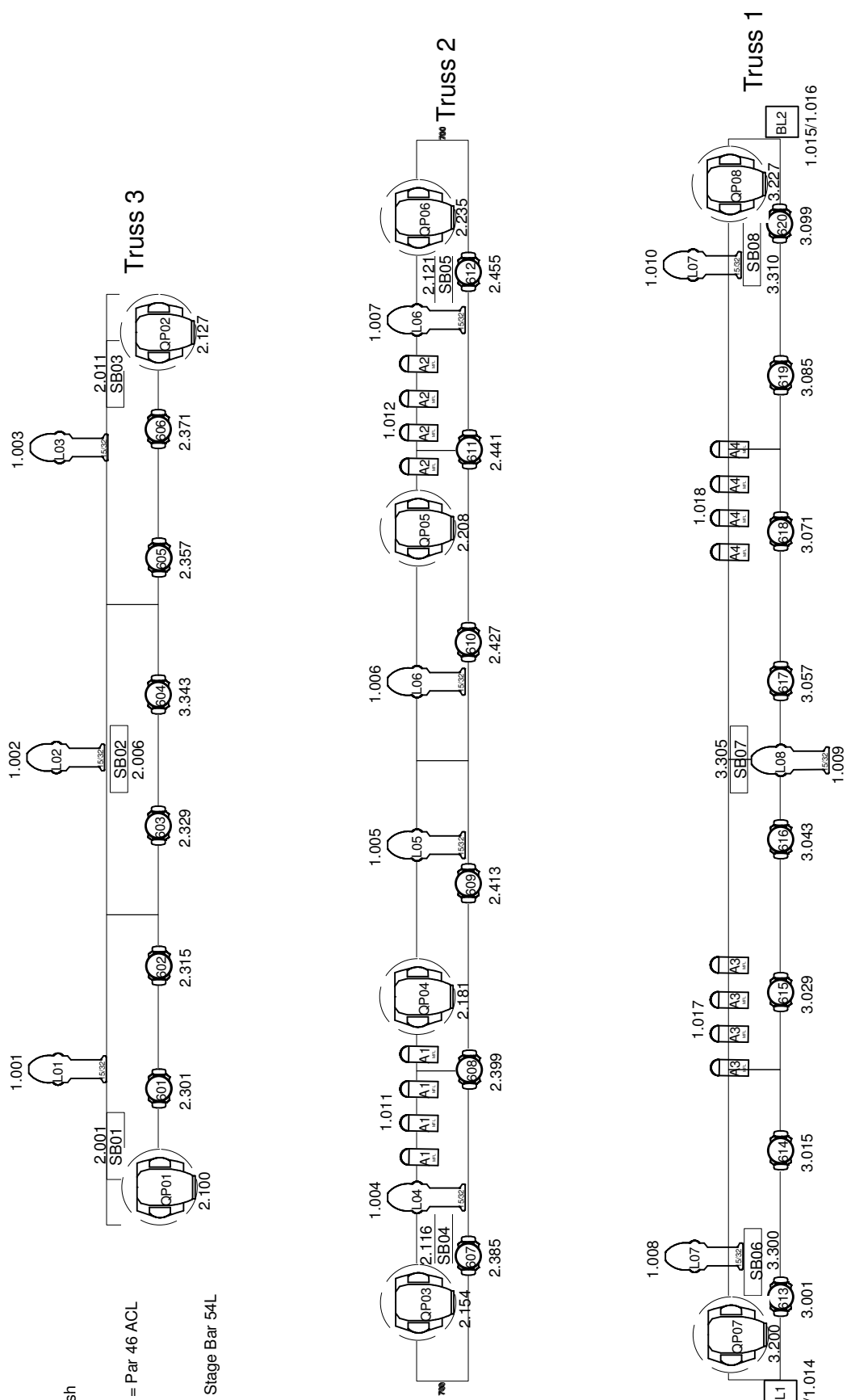
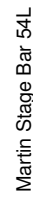
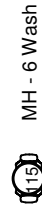


Pipe 4 - 30' 0"

Pipe 3 - 30' 0"



House Plot FOH (Not To Scale)
Casino Regina Showlounge
Lighting Plot
Dsgnr: Sheet: of 1
Dir: Scale 1/4 in = 1 ft
DR By: Date: 16/04/2019



House Plot Onstage (Not To Scale)	
Casino Regina Show lounge	
Lighting Plot	
Dsgnr:	Sheet: of 1
Dir:	Scale 1/4 in = 1 ft
DR By:	Date: 16/04/2019